

Statement by Founder

Your health is important to us. BiomagScience® has designed all its BioMagnets and therapies to follow the exact physiology of the body, its cells and the proper direction of its nerve and energy pathways. There are many non-scientific, improperly designed magnet therapy devices that do little or actually create cellular stress. Testing, worldwide research and amazing case studies at www.BiomagScience.net ensure you are getting the most advanced knowledge and use of this wonderful supplemental energy that conquers pain and supports good health and vitality. Peter Kulish

How quickly will biomagnetic therapy work? Many people report pain reduction within minutes. For more acute conditions most people report feeling comfort within one to 3 ½ days. With long term chronic conditions, the therapy may require an extended period of time from several weeks to even several months.

When do I stop using the magnets? After the pain and swelling are gone, it is wise to keep the magnets on for another week to ten days to support complete healing. If the pain returns after the removal of the magnets, reapply the therapy. For the preventive applications such as the CVS or the sternum placement, people get in the habit of wearing the magnets every day for years.

Are surgical pins or plates affected by magnetism? No, because they are made of non-magnetic metals. Biomagnets help with bone and connective tissue repair.

Correct Polarity Placement for Pain Therapy

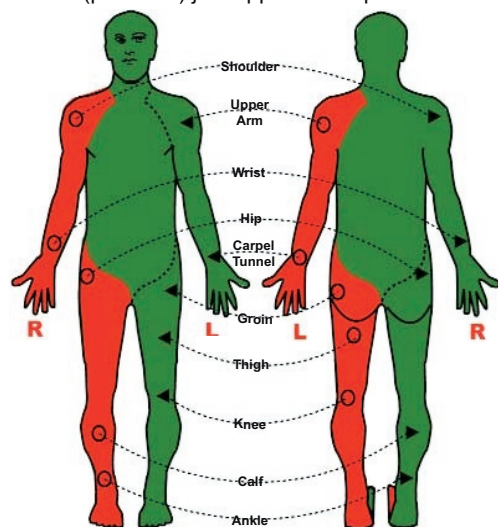
If the pain is in the **Positive (red) meridian** please follow the examples below to assure proper therapy

Carpal Tunnel on the right (anterior) wrist requires placement of the **Negative (green)** side of the BioMagnet on the back side (posterior) exactly opposite the pain.

If the pain is on the right front (anterior) of the knee or ankle put the **Negative (green)** side BioMagnet on the back of the knee or ankle, just opposite the pain.

If the pain is in the back (posterior) left shoulder, hip, leg or arm - place the **Negative (green)** side of the BioMagnet on the front (anterior) just opposite the pain.

If the pain is in the front (anterior) right shoulder or hip place the **Negative (green)** side BioMagnet on the back (posterior) just opposite the pain.



Green = Negative Meridian Red = Positive Meridian
Do Not Place BioMagnets In Red Zone.. Always in Green Zone except for Advanced Circuit Therapy

Exceptions: A single Power Wafer Green may be used on a Positive Meridian for a cut, scrape, burn or baker's cyst for 20 minutes ONLY per day. Negative green may be used on hip in Positive meridian except when doing Circuit Therapy.

What Users Say

"After Meridian Energizing Therapy my son's severe asthma went away." A.S.

*"My nine-year-old son was an epileptic with **grand mal seizures**. Since using BiomagScience® BioMagnets he has never had another seizure." E.L.M.T.*

After 6 months, doctor told 72-year old he would never again have feeling from the knee down from the nerve severed during surgery. Within weeks of Biomag-Science advanced therapy, the nerve regenerated, full feeling came back & mobility increased to normal. "Amazing & remarkable" I.R.

Wellness Kit 21st Century First-Aid Kit Family Vitality - Emergencies



Advanced Energy Therapy for Pain Relief, Acute Injuries Chronic Conditions

6 Power Wafers • 4 Regular BioMagnets • 2 Super BioMagnets
2 Water Jar Energizers • 1 month supply of Liquid Activated Oxygen
Roll of re-usable Self Grip Bandage
for Therapy Applications
Pictorial Guide for Advanced Circuit therapies and Advanced
Unipolar Placement, Award winning therapy book
Conquering Pain, The Art of Healing with Biomagnetism

Other Important Products by www.BiomagScience.net



**4 mos. supply
Activated
Oxygen**



**hGH
Ultimate Supplement
For Cell Metabolism**



**Circulation Enzymes
Plaque Reduction**

www.BiomagScience.net



DO NOT WEAR IF PREGNANT




MWJ • BMB-7•11 2011 © BiomagScience

Conquer Pain Increase Vitality

Rare Earth BioMagnets
*Many Times More Powerful
Than Ordinary BioMagnets!*



Health & Vitality
Carpal Tunnel
tendinitis
Toothache
Headache
Backache
Arthritis
Injuries



BiomagScience®

The Natural Healing Energy

Welcome To The World Of Magneto-Biophysics

Magneto-Biophysics is the science of using specifically designed magnetic fields to increase the electrical vitality of the cells back to a healthy state.

BiomagScience® has designed its BioMagnets & therapies specifically to support the energy & biochemistry of the body. Energy medicine – Magneto-Biophysics -amplifies the body's natural energy therapies to quickly enhance healing.

BiomagScience® is a world leader in Magneto-Biophysics and its findings are used and studied at universities, medical research centers, hospitals and clinics worldwide resulting in breakthroughs in alternative medicine.

BiomagScience® is the leader in teaching safe and correct applications, that supports good health, and is committed to raise the scientific awareness for the application of the proper magnetic fields. BiomagScience® is very concerned about improperly designed magnets that are bad for your health.

Research - Please feel free to review our research and case studies at www.BiomagScience.net. Cellular before and after microscopic pictures show the increase of vitality and how individuals started to overcome 15- 25 year chronic conditions within hours of wearing the correct therapy.

Microscopic pictures show how free-radical sites were healed within hours of therapy. Case studies of awaking a terminating coma patient who went home within a week of therapy. The 72-year old with crushed knees and splintered legs who walked in 3 months instead of 10-12 months. The research goes into many areas of supportive healing. Enjoy the work that has been accomplished.

BiomagScience® BioMagnets

BiomagScience® uses Rare Earth BioMagnets which come in three different sizes and are made of the most powerful Rare Earth Neodymium. They are many times more powerful than most other biomagnets available on the market today; the result is improved tissue penetration for quicker pain relief. This is necessary in order to have a positive healing effect. The strength of Rare Earth BioMagnets has shown to help many health conditions that ordinary magnets cannot.

The BioMagnets in this kit are known as Power Wafers and are designed to support pain relief, vitality and health maintenance.

BiomagScience's Rare Earth BioMagnets are:

- **Powerful** – for deep tissue penetration.
- **Small** – can be placed anywhere on the body with ease.
- **Convenient** – no cumbersome, hot sweaty wraps.
- **Last a Lifetime** - Smart Protective cases with raised lettering on Red Positive side to feel the correct placement.

The Science of the Magnetic Poles

All Biomagnets have two fields – **negative** or **positive** polarity. This is important because the body's healing is naturally energized by the negative pole. The **negative** pole helps the body to normalize painful conditions. Techniques using **positive** polarity are used in advanced circuit therapy described in our advanced therapy kits and the Wellness Kit.

Using Negative or Positive Placement

Always place the negative (-) **green side** towards the skin at the pain location as shown in the Correct Polarity Placement diagram. (See reverse side)

Positive techniques are used in BiomagScience® Advanced Circuit Therapy and are available in **Conquering Pain, the Art of Healing with BioMagnetism** available separately or in the Wellness Kit.

Chronic Illness or Acute injuries or conditions will require the Wellness Kit and its advanced protocols.

How to use Power Wafers

Power Wafers are generally used in a 2-stack configuration that was designed for the optimum field. Place one Power Wafer next to the skin and cover it with a bandaid. Place the second Power Wafer on top to hold it in place. A second bandaid crosswise on top of the 2-stack will ensure that the system is firmly secured.



If it is in a convenient location such as the Sternum Placement, place one Power Wafer inside clothing next to the skin and the second Wafer outside clothing to hold it in place.

Vitality and General Health Maintenance

Recharging the human battery – consider what happens when the battery in your car is low; the lights dim, the horn doesn't work and the circuitry fails.

A similar situation occurs in the body when the human battery is run. Scientifically this is known as MDS – Magnetic Deficiency Syndrome. MDS (low electromotive vitality) is accompanied by feelings of fatigue and illness as a result of gland, organ and tissue dysfunction.

Over a prolonged period, MDS may damage the immune system resulting in incomplete healing, disease or overall poor health.

Proper use of BiomagScience's® Power Wafers helps to elevate the cellular charge in the body to remedy the MDS. As a result the metabolism has increased energy. For further scientific knowledge of MDS read **Conquering Pain, the Art of Healing with BioMagnetism**.

Therapy Protocols

Daytime therapy to increase vitality and remedy MDS, place a 2-stack of Power Wafers (-) **green side** facing the sternum (breastbone). Men – place one Power Wafer inside your shirt and the other on the outside. Women normally place one Power Wafer inside left part of the brassiere over the heart and the other on the outside to hold in place. Wear daily for two weeks and then every other day or as you feel is necessary.

Important Warning: *Individuals using a pacemaker or defibrillator CANNOT place a bio-magnet over the heart. Follow the CVS Placement.*

Lower CVS -if after Sternum Placement you feel nervous or nauseous, your body is starting to detoxify too rapidly. Remove the Power Wafers and using a band aid, place the 2-stack on the Lower CVS – Cerebral Vestibular System – green side on the back of the neck, in the middle just below the hair-line. The CVS Placement is an excellent energizing point and has shown to detoxify the body slowly without the nervousness or nausea.

Pain – place a 2-stack **negative (-) green side** towards the skin on the pain location as directed in the Correct Polarity Placement diagram. Keep in place for 3 days after the pain disappears.

Swelling – As directed by the Correct Polarity Placement diagram, place the 2-stack directly on the therapy location from 3 to 5 days

Carpal Tunnel – place the 2-stack **green side** towards the skin on the proper location as directed in the Correct Polarity Placement diagram. For acute Carpal, get the Carpal Tunnel Kit at www.BiomagScience.net

Acid Indigestion – Place the **positive (+) red side**, 2-stack on the stomach for 10 – 15 minutes.

Headache - for quick relief tape two 2-stacks **negative (-) green side** towards the skin on both temples.

Headache from sinus pressure – tape two 2-stacks **negative (-) green side** towards the skin on both sides of the nose.

Migraine headache – tape two 2-stacks **negative (-) green side** towards the skin on both sides of the upper area at the back of the neck. Individuals with chronic migraines due to injury, allergies, toxins or disc degeneration may need to utilize the Meridian Energizing Therapy. This will require the BiomagScience® Wellness Kit.* (See Below)

Toothache – place a 2-stack of Power Wafers **negative (-) green side** on the cheek over the toothache for several days and nights. It has been noted that taking a calcium supplement with the therapy may help to recalcify a cavity.

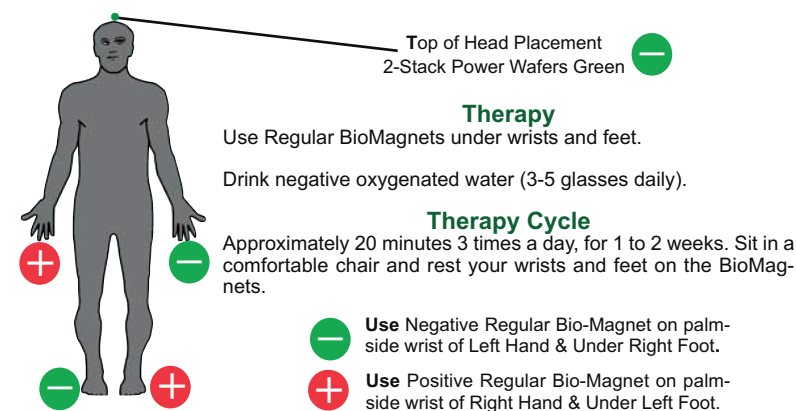
Back/Sciatica pain – will require the Back Pain Therapy Kit also available in the Wellness Kit. Wear for 10 days, then remove the positive 2-stack spinal placement BioMagnets. Continue to wear the remaining two negative 2-stacks for another 10 days. If after removing the positive spinal placement and the pain continues, replace the positive on the spine, wear for another 10 days, then remove and wear remaining negative 2-stacks another 10 days.

Positive techniques are used in BiomagScience® Advanced Circuit Therapy and are available in **Conquering Pain, the Art of Healing with BioMagnetism** available separately or in the Wellness Kit which also includes the Pictorial Therapy Guide.

Chronic illness or Acute injuries or conditions will require the Wellness Kit and its advanced protocols.

All advanced kits available at www.BiomagScience.net

Daytime Meridian Energizing Therapy



Wellness Kit - the First Aid therapies for Pain and Illness Includes protocols and the components for over 170 simple, acute and chronic conditions and all advanced therapies.